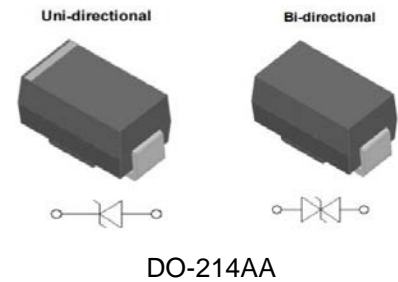


### Transient Voltage Suppressors

#### FEATURES :

- For surface mounted applications
- 600W peak pulse power capability on 10/1000 $\mu$ s waveform
- Low incremental surge resistance, excellent clamping capability
- Very fast response time
- High temperature soldering guaranteed: 260 $^{\circ}$ C/10 seconds
- RoHS compliant.



#### MECHANICAL DATA :

- Case : Molded plastic body
- Polarity : Polarity symbol marking on body



#### MAXIMUM RATINGS (Ratings at 25 $^{\circ}$ C ambient temperature unless otherwise specified)

Parameter	Symbol	Value	Unit
Peak Pulse Power Dissipation at $T_A=25^{\circ}\text{C}$ by 10x1000 $\mu$ s waveform	$P_{PPM}$	600	W
Power Dissipation on infinite heat sink at $T_A=50^{\circ}\text{C}$	$P_{M(AV)}$	5	W
Peak Forward Surge Current, 8.3ms Single Half Sine Wave	$I_{FSM}$	100	A
Maximum Instantaneous Forward Voltage at 0.2A for Unidirectional	$V_F$	1.2	V
Operating Junction and Storage Temperature Range	$T_J, T_{STG}$	-55~+150	$^{\circ}\text{C}$
Typical Thermal Resistance Junction to Lead	$R_{Uj}$	20	$^{\circ}\text{C/W}$
Typical Thermal Resistance Junction to Ambient	$R_{UJA}$	100	$^{\circ}\text{C/W}$

Electrical Characteristics

P/N		Marking		VR (V)	VBR @ IT (V)		IT (mA)	IR@ VR (μA)		Ipp (A)	VC@ Ipp (V)
Uni	Bi	Uni	Bi		MIN	MAX		Uni	Bi		
P6SMB6.8A	P6SMB6.8CA	6V8A	6V8C	5.8	6.45	7.14	10	200	400	58.1	10.5
P6SMB7.5A	P6SMB7.5CA	7V5A	7V5C	6.4	7.13	7.88	10	200	400	54.0	11.3
P6SMB8.2A	P6SMB8.2CA	8V2A	8V2C	7.02	7.79	8.61	10	50	100	50.4	12.1
P6SMB9.1A	P6SMB9.1CA	9V1A	9V1C	7.78	8.65	9.55	1	5	40	45.5	13.4
P6SMB10A	P6SMB10CA	10A	10C	8.55	9.5	10.5	1	2	8	42.1	14.5
P6SMB11A	P6SMB11CA	11A	11C	9.4	10.5	11.6	1	1	2.5	39.1	15.6
P6SMB12A	P6SMB12CA	12A	12C	10.2	11.4	12.6	1	1	1	36.5	16.7
P6SMB13A	P6SMB13CA	13A	13C	11.1	12.4	13.7	1	1	1	33.5	18.2
P6SMB15A	P6SMB15CA	15A	15C	12.8	14.3	15.8	1	1	1	28.8	21.2
P6SMB16A	P6SMB16CA	16A	16C	13.6	15.2	16.8	1	1	1	27.1	22.5
P6SMB18A	P6SMB18CA	18A	18C	15.3	17.1	18.9	1	1	1	24.2	25.5
P6SMB20A	P6SMB20CA	20A	20C	17.1	19	21	1	1	1	22.0	27.7
P6SMB22A	P6SMB22CA	22A	22C	18.8	20.9	23.1	1	1	1	19.9	30.6
P6SMB24A	P6SMB24CA	24A	24C	20.5	22.8	25.2	1	1	1	18.4	33.2
P6SMB27A	P6SMB27CA	27A	27C	23.1	25.7	28.4	1	1	1	16.3	37.5
P6SMB30A	P6SMB30CA	30A	30C	25.6	28.5	31.5	1	1	1	14.7	41.4
P6SMB33A	P6SMB33CA	33A	33C	28.2	31.4	34.7	1	1	1	13.3	45.7
P6SMB36A	P6SMB36CA	36A	36C	30.8	34.2	37.8	1	1	1	12.2	49.9
P6SMB39A	P6SMB39CA	39A	39C	33.3	37.1	41	1	1	1	11.3	53.9
P6SMB43A	P6SMB43CA	43A	43C	36.8	40.9	45.2	1	1	1	10.3	59.3
P6SMB47A	P6SMB47CA	47A	47C	40.2	44.7	49.4	1	1	1	9.4	64.8
P6SMB51A	P6SMB51CA	51A	51C	43.6	48.5	53.6	1	1	1	8.7	70.1
P6SMB56A	P6SMB56CA	56A	56C	47.8	53.2	58.8	1	1	1	7.9	77
P6SMB62A	P6SMB62CA	62A	62C	53	58.9	65.1	1	1	1	7.2	85
P6SMB68A	P6SMB68CA	68A	68C	58.1	64.6	71.4	1	1	1	6.6	92
P6SMB75A	P6SMB75CA	75A	75C	64.1	71.3	78.8	1	1	1	5.9	103
P6SMB82A	P6SMB82CA	82A	82C	70.1	77.9	86.1	1	1	1	5.4	113
P6SMB91A	P6SMB91CA	91A	91C	77.8	86.5	95.5	1	1	1	4.9	125
P6SMB100A	P6SMB100CA	100A	100C	85.5	95	105	1	1	1	4.5	137
P6SMB110A	P6SMB110CA	110A	110C	94	105	116	1	1	1	4.0	152
P6SMB120A	P6SMB120CA	120A	120C	102	114	126	1	1	1	3.7	165
P6SMB130A	P6SMB130CA	130A	130C	111	124	137	1	1	1	3.4	179
P6SMB150A	P6SMB150CA	150A	150C	128	143	158	1	1	1	2.9	207
P6SMB160A	P6SMB160CA	160A	160C	136	152	168	1	1	1	2.8	219
P6SMB170A	P6SMB170CA	170A	170C	145	162	179	1	1	1	2.6	234
P6SMB180A	P6SMB180CA	180A	180C	154	171	189	1	1	1	2.5	246
P6SMB200A	P6SMB200CA	200A	200C	171	190	210	1	1	1	2.2	274
P6SMB220A	P6SMB220CA	220A	220C	185	209	231	1	1	1	1.9	328
P6SMB250A	P6SMB250CA	250A	250C	214	237	263	1	1	1	1.8	344
P6SMB300A	P6SMB300CA	300A	300C	256	285	315	1	1	1	1.5	414
P6SMB350A	P6SMB350CA	350A	350C	300	332	368	1	1	1	1.3	482
P6SMB400A	P6SMB400CA	400A	400C	342	380	420	1	1	1	1.1	548
P6SMB440A	P6SMB440CA	440A	440C	376	418	462	1	1	1	1.0	602
P6SMB480A	P6SMB480CA	480A	480C	408	456	504	1	1	1	0.9	658
P6SMB510A	P6SMB510CA	510A	510C	434	485	535	1	1	1	0.9	698
P6SMB530A	P6SMB530CA	530A	530C	477	503.5	556.5	1	1	1	0.8	725
P6SMB540A	P6SMB540CA	540A	540C	486	513	567	1	1	1	0.8	740
P6SMB550A	P6SMB550CA	550A	550C	495	522.5	577.5	1	1	1	0.8	760

Ratings and Characteristic Curves ( $T_A=25^\circ\text{C}$  unless otherwise noted)

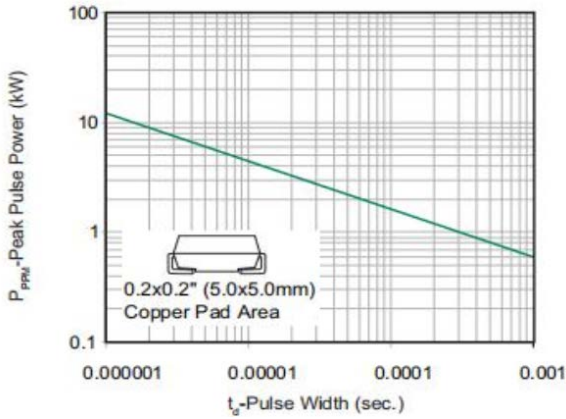


Figure 1. Peak Pulse Power Rating Curve

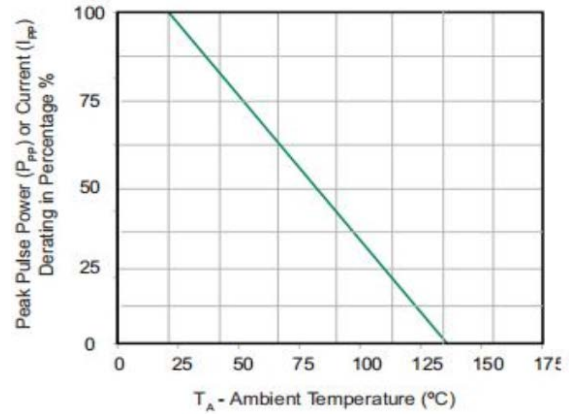


Figure 2. Pulse Derating Curve

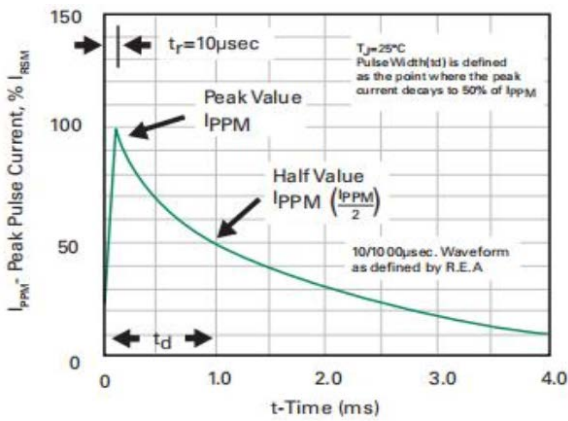


Figure 3. Pulse Waveform

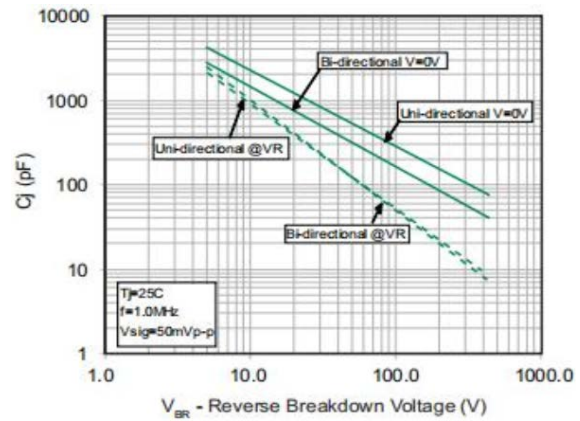


Figure 4. Typical Junction Capacitance

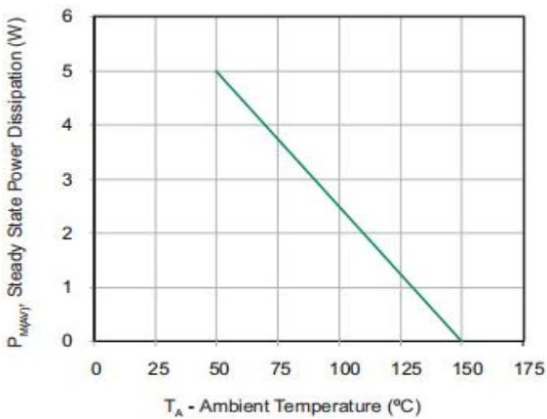


Figure 5. Steady State Power Dissipation Derating Curve

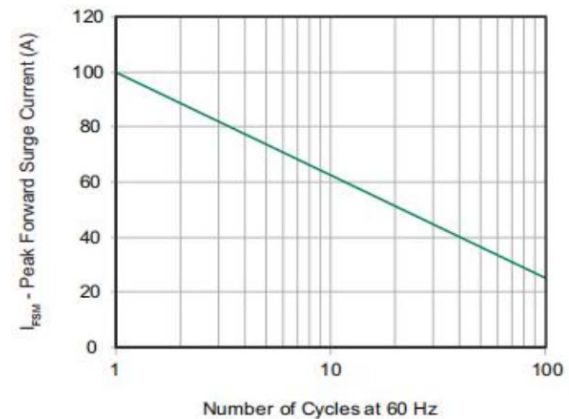
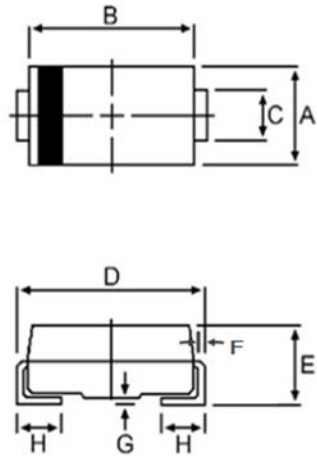


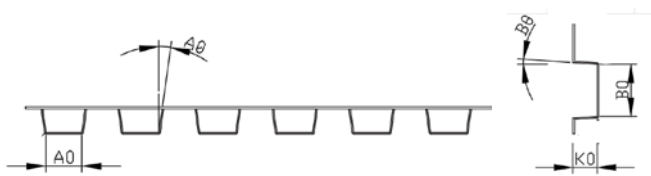
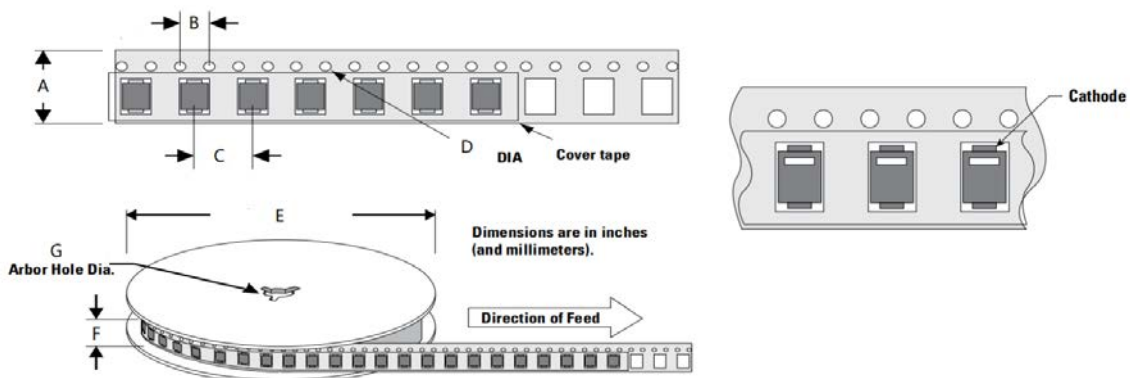
Figure 6. Maximum Non-Repetitive Forward Surge Current Uni-Directional Only

• DO-214AA Package outlines : Dimensions in millimeters



Dimensions	Millimeters	
	Min	Max
A	3.30	3.94
B	4.06	4.60
C	1.80	2.20
D	4.90	5.60
E	2.00	2.60
F	0.152	0.305
G	0.00	0.203
H	0.75	1.55

• Tape & Reel Information



Dimensions	Millimeters	
	Min	Max
A	11.90	12.30
B	3.90	4.10
C	7.90	8.10
D	1.45	1.65
E	328.0	332.0
F	12.00	17.00
G	12.00	14.00
A0	3.62	3.82
B0	5.55	5.75
K0	2.53	2.73
Aθ	--	8°
Bθ	--	5°

## Notice

MOSPEC reserves the rights to make changes of the content herein the document anytime without notification. MOSPEC or anyone on its behalf, assumes no responsibility or liability for any errors or inaccuracies. Please refer to MOSPEC website for the last document.

MOSPEC disclaims any and all liability arising out of the application or use of any product including damages incidentally and consequentially incurred.

Application shown on the herein document are examples of standard use and operation. Customers are responsible for comprehending suitable use in particular applications. MOSPEC makes no representation or warranty that such application will be suitable for the specified use without further testing or modification.

The information contained herein is presented only as a guide for the applications of our products. No responsibility is assumed by MOSPEC for any infringements of patents or other rights of the third parties which may result from its use. No license is granted by implication or otherwise under any patent or patent rights of MOSPEC or others.

These MOSPEC products are intended for usage in general electronic equipment. Please make sure to consult with MOSPEC before you use these MOSPEC products in equipment which require specialized quality and/or reliability, and in equipment which could have major impact to the welfare of human life ( atomic energy control, aeronautics , traffic control, combustion control, safety devices etc.)