MOSPEC

U04A65

Switchmode
Single Ultra-fast Power Rectifier

Designed for use in switching power supplies, inverters and as free wheeling diodes. These state-of-the-art devices have the following

Features
- ∗High Surge Capacity
- ∗Low Power Loss, High efficiency
- ∗175℃ Operating Junction Temperature
- ∗Low Stored Charge Majority Carrier Conduction
- ∗Low Forward Voltage , High Current Capability
- ∗High-Switching Speed Recovery Time
- ∗Plastic Material used Carries Underwriters Laboratory Flammability Classification 94V-O
- ∗Pb free
- ∗In compliance with EU RoHs directives

ULTRA FAST RECTIFIER

4 AMPERES
650 VOLTS



TO-220AC

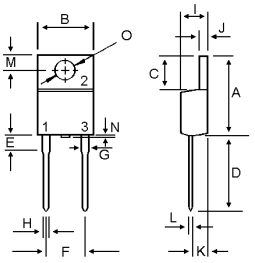

DIM	MILLIMETERS	
	MIN	MAX
A	14.68	16.00
B	9.78	10.42
C	5.02	6.60
D	13.00	14.62
E	3.10	4.19
F	4.82	5.34
G	1.10	1.67
H	0.69	1.01
I	4.22	4.98
J	1.14	1.40
K	2.20	3.30
L	0.28	0.61
M	2.48	3.00
N	---	2.00
O	3.50	4.00

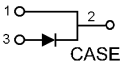

Case Positive

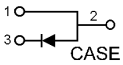

Case Negative
Suffix "R"

MAXIMUM RATINGS

Characteristic	Symbol	Value	Unit
Peak Repetitive Reverse Voltage Working Peak Reverse Voltage DC Blocking Voltage	V_{RRM} V_{RWM} V_R	650	V
RMS Reverse Voltage	$V_{R(RMS)}$	455	V
Average Rectifier Forward Current	$I_{F(AV)}$	4	A
Peak Repetitive Forward Current (Rate V_R, Square Wave, 20kHz)	I_{FM}	4	A
Non-Repetitive Peak Surge Current (Surge applied at rate load conditions half-ware, single phase, 60Hz)	I_{FSM}	40	A
Operating and Storage Junction Temperature Range	T_J , T_{stg}	-55 to +175	℃

ELECTRICAL CHARACTERISTICS

Characteristic	Symbol	Min.	Typ.	Max.	Unit
Maximum Instantaneous Forward Voltage (I_F =6 Amp T_A = 25℃) (I_F =6 Amp T_A = 125℃)	V_F	--- ---	1.50 1.35	1.80 ---	V
Maximum Instantaneous Reverse Current (Rated DC Voltage, T_C = 25℃)	I_R	---	---	5	uA
Reverse Recovery Time (I_F = 0.5 A, I_R =1.0 , I_{rr} =0.25 A)	T_{rr}	---	25	35	ns

Notice

MOSPEC reserves the rights to make changes of the content herein the document anytime without notification. MOSPEC or anyone on its behalf, assumes no responsibility or liability for any errors or inaccuracies. Please refer to MOSPEC website for the last document.

MOSPEC disclaims any and all liability arising out of the application or use of any product including damages incidentally and consequentially incurred.

Application shown on the herein document are examples of standard use and operation. Customers are responsible for comprehending suitable use in particular applications. MOSPEC makes no representation or warranty that such application will be suitable for the specified use without further testing or modification.

The information contained herein is presented only as a guide for the applications of our products. No responsibility is assumed by MOSPEC for any infringements of patents or other rights of the third parties which may result from its use. No license is granted by implication or otherwise under any patent or patent rights of MOSPEC or others.

These MOSPEC products are intended for usage in general electronic equipment. Please make sure to consult with MOSPEC before you use these MOSPEC products in equipment which require specialized quality and/or reliability, and in equipment which could have major impact to the welfare of human life (atomic energy control, aeronautics , traffic control, combustion control, safety devices etc.)