

3.0A 150V Surface Mounted Schottky Barrier Diode

FEATURES :

- Low Power Loss
- High ESD Capability
- Excellent Surge Current Capability
- Fast Switching
- RoHS compliant.



SMA

MECHANICAL DATA :

- Case : SMA/DO-214AC, Molded plastic body
- Terminals : Solder plated, solderable per MIL-STD-750, Method 2026
- Polarity : As marking on body



MAXIMUM RATINGS (Ratings at 25 °C ambient temperature unless otherwise specified)

Characteristic	Symbol	Value	Unit
Peak Repetitive Reverse Voltage Working Peak Reverse Voltage DC Blocking Voltage	V_{RRM} V_{RWM} V_R	150	V
RMS Reverse Voltage	V_{RMS}	105	A
Average Rectifier Forward Current	$I_{(AV)}$	3	A
Non-Repetitive Peak Forward Surge Current, 8.3ms Single Sine-Wave Superimposed on Rated Load (JEDEC Method)	I_{FSM}	75	A
Operating junction temperature	T_J	175	°C
Storage temperature range	T_{STG}	-55 to +150	°C

ELECTRICAL CHARACTERISTICS (Ratings at 25 °C ambient temperature unless otherwise specified)

Characteristic	Symbol	Min.	Typ.	Max.	Unit
Maximum Instantaneous Forward Voltage ($I_F = 3$ Amp)	V_F	--	0.76	0.82	V
Maximum Instantaneous Reverse Current (Rated DC Voltage, $T_C = 25^\circ\text{C}$)	I_R	--	0.5	2	uA
Typical Junction Capacitance (Reverse Voltage of 4 volts & $f=1$ MHz)	C_J		105		pF

Typical Performance Characteristics

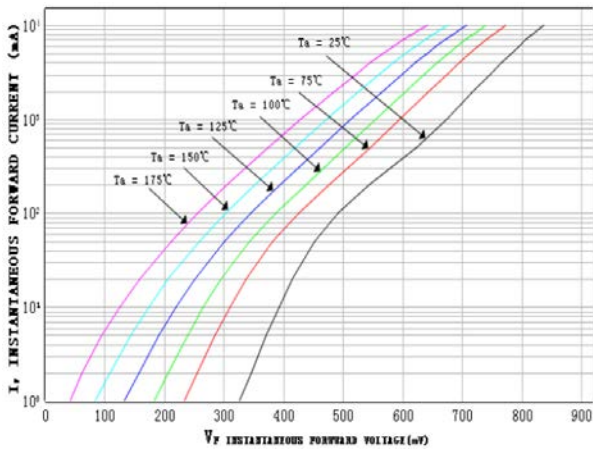


Figure 1. TYPICAL INSTANTANEOUS FORWARD CHARACTERISTICS

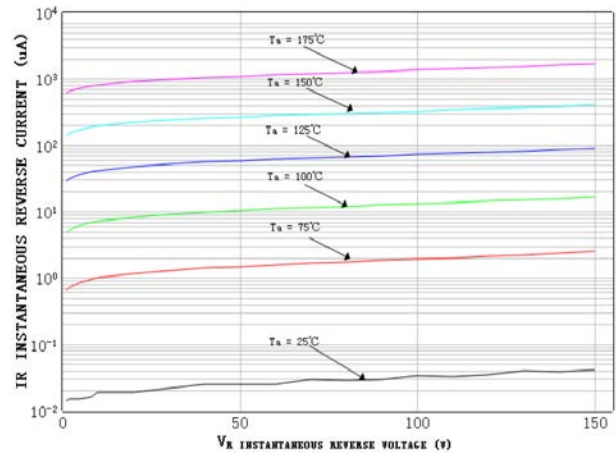


Figure 2. TYPICAL REVERSE CHARACTERISTICS

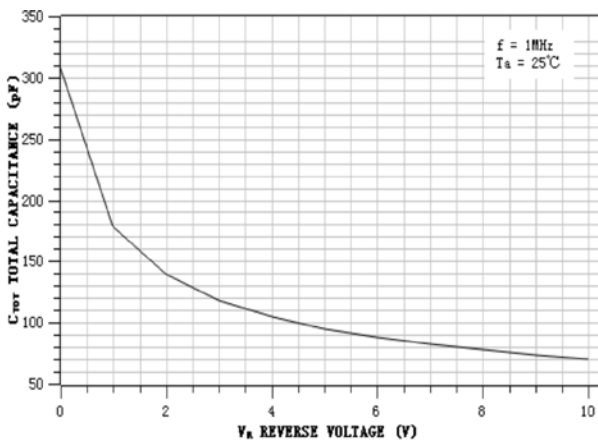
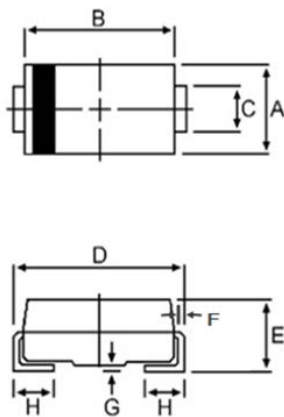


Figure 3. TYPICAL JUNCTION CAPACITANCE

- DO-214AC Package outlines : Dimensions in millimeters



Dimensions	Millimeters	
	Min	Max
A	2.20	2.80
B	3.90	4.75
C	1.25	1.70
D	4.70	5.30
E	1.90	2.50
F	0.152	0.305
G	0.00	0.203
H	0.75	1.55

Notice

MOSPEC reserves the rights to make changes of the content herein the document anytime without notification. MOSPEC or anyone on its behalf, assumes no responsibility or liability for any errors or inaccuracies. Please refer to MOSPEC website for the last document.

MOSPEC disclaims any and all liability arising out of the application or use of any product including damages incidentally and consequentially incurred.

Application shown on the herein document are examples of standard use and operation. Customers are responsible for comprehending suitable use in particular applications. MOSPEC makes no representation or warranty that such application will be suitable for the specified use without further testing or modification.

The information contained herein is presented only as a guide for the applications of our products. No responsibility is assumed by MOSPEC for any infringements of patents or other rights of the third parties which may result from its use. No license is granted by implication or otherwise under any patent or patent rights of MOSPEC or others.

These MOSPEC products are intended for usage in general electronic equipment. Please make sure to consult with MOSPEC before you use these MOSPEC products in equipment which require specialized quality and/or reliability, and in equipment which could have major impact to the welfare of human life (atomic energy control, aeronautics , traffic control, combustion control, safety devices etc.)