

1200V Silicon Carbide Schottky Diode


DESCRIPTION :

- Negligible reverse recovery
- High Speed Switching
- Positive temperature Coefficient
- Temperature Independent Switching
- RoHS Compliant

V_{RRM}	1200V
I_F	10A (TC=161°C)
Q_C	52nC

TYPICAL APPLICATIONS :

- Uninterruptible power supplies (UPS)
- Data Center
- Switch mode power supplies
- Solar inverters



TO-220AC

MAXIMUM RATINGS (at $T_C = 25^\circ\text{C}$, unless otherwise specified)

Characteristic	Condition	Symbol	Value	Unit
Repetitive Peak Reverse Voltage		V_{RRM}	1200	V
Continuous Forward Current	$T_C=25^\circ\text{C}$ $T_C=135^\circ\text{C}$ $T_C=161^\circ\text{C}$	I_F	39 19 10	A
Non-Repetitive Forward Surge Current	$T_C=25^\circ\text{C}$, $t_P=10\text{ms}$, Half sine pulse $T_C=110^\circ\text{C}$, $t_P=10\text{ms}$, Half sine pulse	I_{FSM}	64 51	A
Repetitive Peak Forward Surge Current	$T_C=25^\circ\text{C}$, $t_P=10\text{ms}$, Half sine pulse $T_C=110^\circ\text{C}$, $t_P=10\text{ms}$, Half sine pulse	I_{FRM}	55 45	A
i^2t value	$T_C=25^\circ\text{C}$, $t_P=10\text{ms}$ $T_C=110^\circ\text{C}$, $t_P=10\text{ms}$	$\int i^2 dt$	20 15	A^2S
Power dissipation	$T_C=25^\circ\text{C}$ $T_C=110^\circ\text{C}$ $T_C=150^\circ\text{C}$	P_{tot}	238 103 40	W
Operation Junction temperature		T_J	-55~+175	$^\circ\text{C}$
Storage temperature		T_{STG}	-55~+175	$^\circ\text{C}$

THERMAL CHARACTERISTICS

Characteristic	Condition	Symbol	Typical	Unit
Thermal resistance, junction - case		$R_{th(j-c)}$	0.63	$^{\circ}\text{C}/\text{W}$

ELECTRICAL CHARACTERISTICS (at $T_c = 25^{\circ}\text{C}$, unless otherwise specified)

Characteristic	Symbol	Min.	Typ.	Max.	Unit
DC Blocking Voltage	V_{DC}	1200			V
Forward Voltage IF = 5A IF = 10A, $T_c = 25^{\circ}\text{C}$ IF = 10A, $T_c = 175^{\circ}\text{C}$	V_F		1.20 1.43 2.0	1.70	V
Reverse Current VR = 1200V, $T_c = 25^{\circ}\text{C}$ VR = 1200V, $T_c = 175^{\circ}\text{C}$	I_R		2.0 4.0	60	μA
Total Capacitive Charge VR = 800V	Q_C		52		nC
Total capacitance VR = 1V, f = 1MHz VR = 400V, f = 1MHz VR = 800V, f = 1MHz	C		546 47 41		pF
Capacitance Stored Energy VR = 800 V	E_C		15.86		μJ

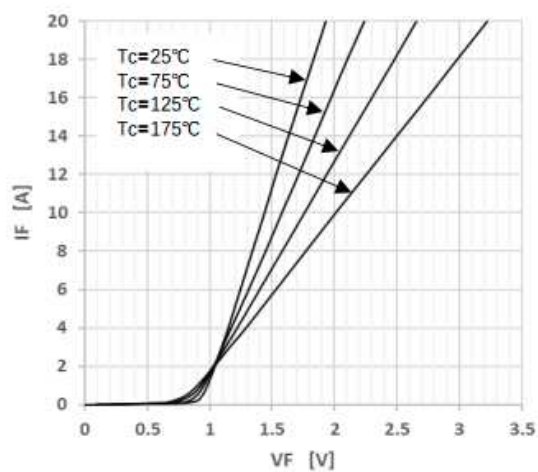


Figure 1. Forward characteristics

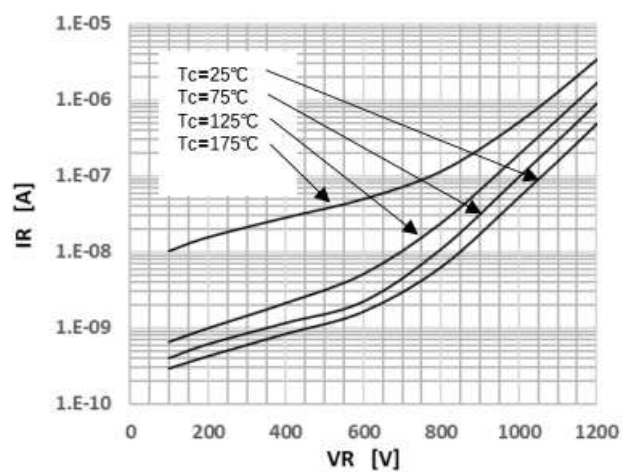


Figure 2. Reverse characteristics

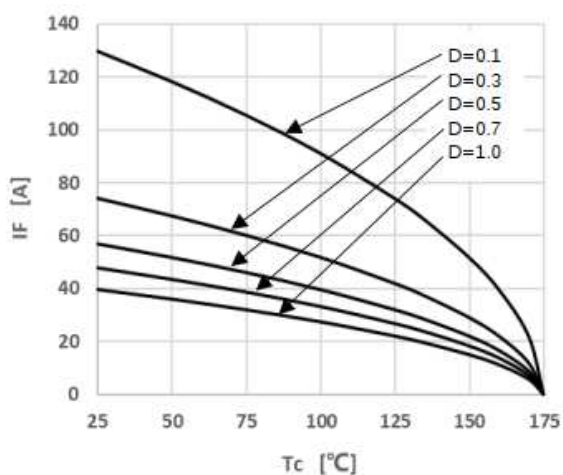


Figure 3. Peak Forward Current Derating

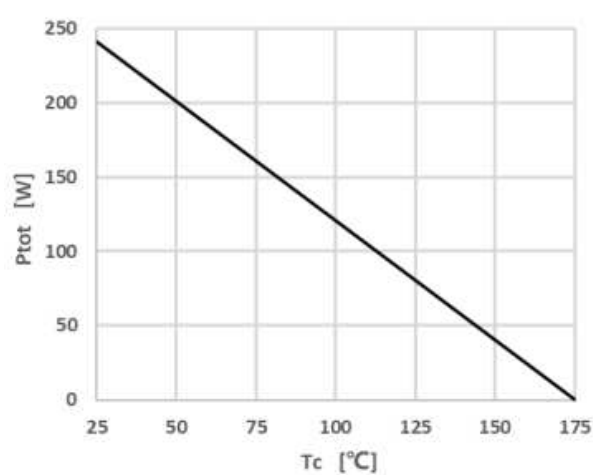


Figure 4. Power Dissipation

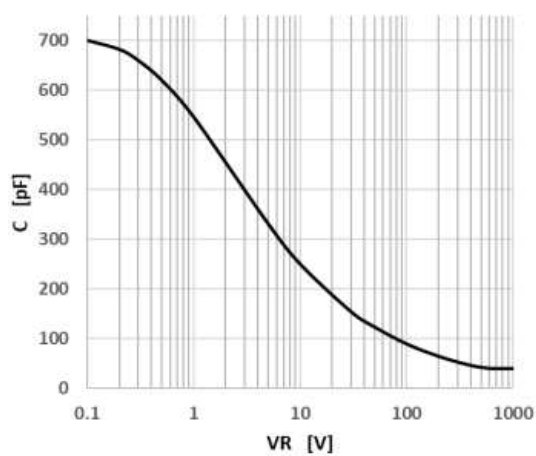


Figure 5. Capacitance vs. Reverse Voltage

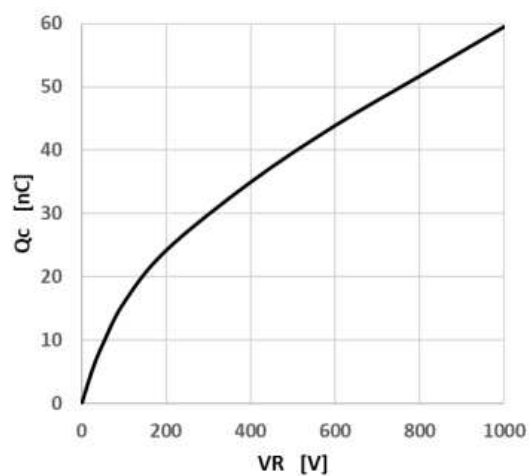


Figure 6. Capacitance Charge vs. Reverse Voltage

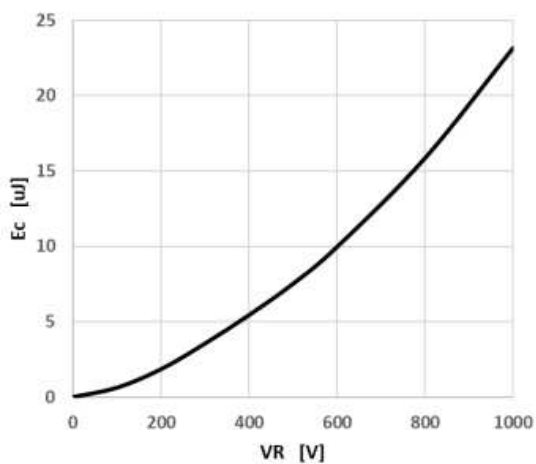


Figure 7. Capacitance Stored Energy

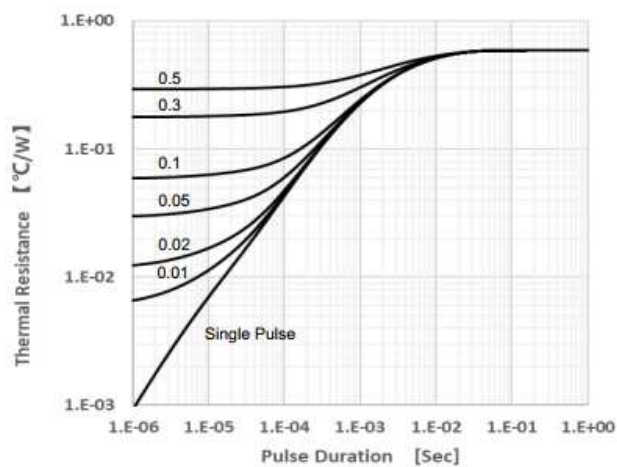
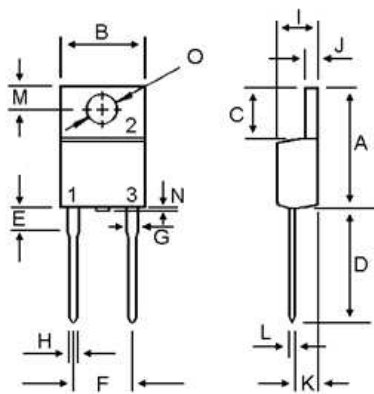


Figure 8. Transient Thermal Impedance

- Circuit diagram



- TO-220AC Package outlines : Dimensions in (mm)



DIM	MILLIMETERS	
	MIN	MAX
A	14.68	16.00
B	9.78	10.42
C	5.02	6.60
D	13.00	14.62
E	3.10	4.19
F	4.82	5.34
G	1.10	1.67
H	0.69	1.01
I	4.22	4.98
J	1.14	1.40
K	2.20	3.30
L	0.28	0.61
M	2.48	3.00
N	---	2.00
O	3.50	4.00

Notice

MOSPEC reserves the rights to make changes of the content herein the document anytime without notification. MOSPEC or anyone on its behalf, assumes no responsibility or liability for any errors or inaccuracies. Please refer to MOSPEC website for the last document.

MOSPEC disclaims any and all liability arising out of the application or use of any product including damages incidentally and consequentially incurred.

Application shown on the herein document are examples of standard use and operation. Customers are responsible for comprehending suitable use in particular applications. MOSPEC makes no representation or warranty that such application will be suitable for the specified use without further testing or modification.

The information contained herein is presented only as a guide for the applications of our products. No responsibility is assumed by MOSPEC for any infringements of patents or other rights of the third parties which may result from its use. No license is granted by implication or otherwise under any patent or patent rights of MOSPEC or others.

These MOSPEC products are intended for usage in general electronic equipment. Please make sure to consult with MOSPEC before you use these MOSPEC products in equipment which require specialized quality and/or reliability, and in equipment which could have major impact to the welfare of human life (atomic energy control, aeronautics , traffic control, combustion control, safety devices etc.)